

SWIT®

VANGO

Ultra Slim RGBW Panel



VANGO-100

100W 2x1

VANGO-100L

100W Long Ratio 3x0.5

VANGO-70

70W 1x1



Brighter RGBW

Time-Division Drive Tech

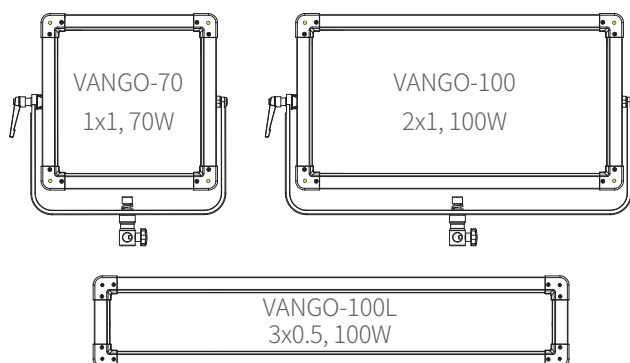
The regular RGB panels are high bright in CCT mode, but much lower in RGB color mode. That's because in a regular RGB light, the RGB color LED and White LED have fixed rates to share the total power of the light, and when output color lights, the RGB LEDs use only 1/3 power. By SWIT unique Time Division Drive tech, full power of the light can be assigned to R/G/B color LEDs, and greatly increased the intensity of color light. The 70W VANGO-70 equals to a regular 200W RGB color light intensity, and the 100W VANGO-100/100L equals to a regular 300W RGB color light intensity.

Illuminance	Regular RGB lights	VANGO
CCT mode Max	100%	100%
Pure RED light	Approx. 20%	35% ↑
Pure GREEN light	Approx. 50%	80% ↑
Pure BLUE light	Approx. 9%	20% ↑



3 Sizes Option

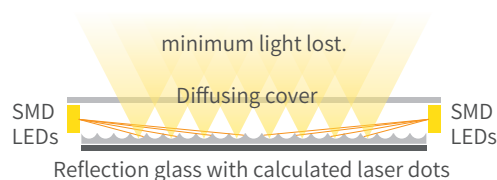
1x1, 2x1 and Long Ratio 3x0.5



21mm Ultra Slim

Edge Mounted RGBW SMD

Mount the RGBW SMD-LEDs on the side frame of the light, to make the light only 21mm thickness with diffuser.



Control Panel

Hot keys, DMX512 in and out




VANGO RGBW panel lights provide rich on-board operations with 3.5-inch color LCD and DMX IN & OUT sockets. The 4-pin XLR DC input supports 11-34V wide voltage and provide V-mount or Gold Mount plate to power by battery.

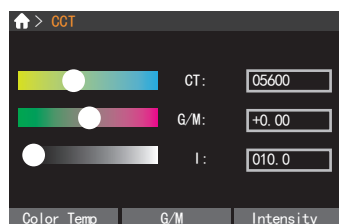


On-board 3.5-inch Color LCD

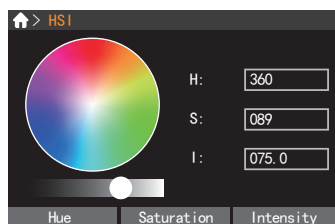
Visualized color selection



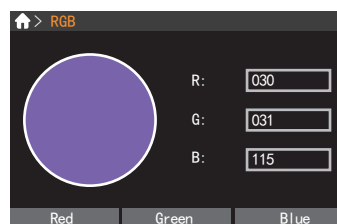
HOME



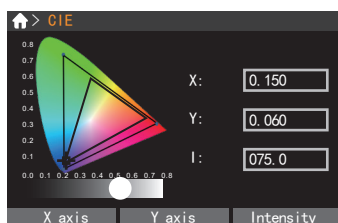
CCT Control



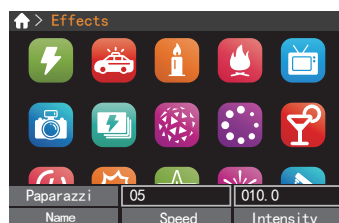
HSI Control



RGB Control



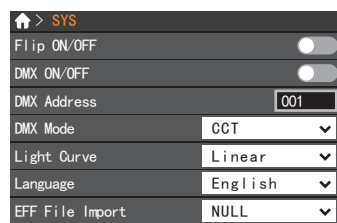
CIE Control



Light Effects



GEL Selection



System Setting



APP Bluetooth Connect and Control

Both Android & IOS

Search "SWIT Console"
at APP Store or Google Play
Or scan QR code to download.



Light List



CCT Control



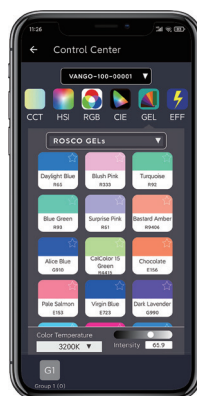
HSI Control



RGB Control



CIE Control



GEL Selection



Light Effects



Specifications

Model	VANGO-70	VANGO-100	VANGO-100L
LED	120pcs RGB + 200pcs W	180pcs RGB + 300pcs W	180pcs RGB + 300pcs W
Luminance	1500Lux @ 1m	2200Lux @ 1m	2200Lux @ 1m
Color temp	2800K-10000K, GM±1.00	2800K-10000K, GM±1.00	2800K-10000K, GM±1.00
Color Rendering	CRI 96; TLCI 93	CRI 96; TLCI 93	CRI 96; TLCI 93
DMX	5pin DMX512 in & out	5pin DMX512 in & out	5pin DMX512 in & out
Power	70W	100W	100W
Input voltage	DC 11V - 34V	DC11V - 34V	DC11V - 34V
Dimension	313×313×21mm	580×313×21mm	839×163×21mm
Weight	4kg	6kg	4.9kg

