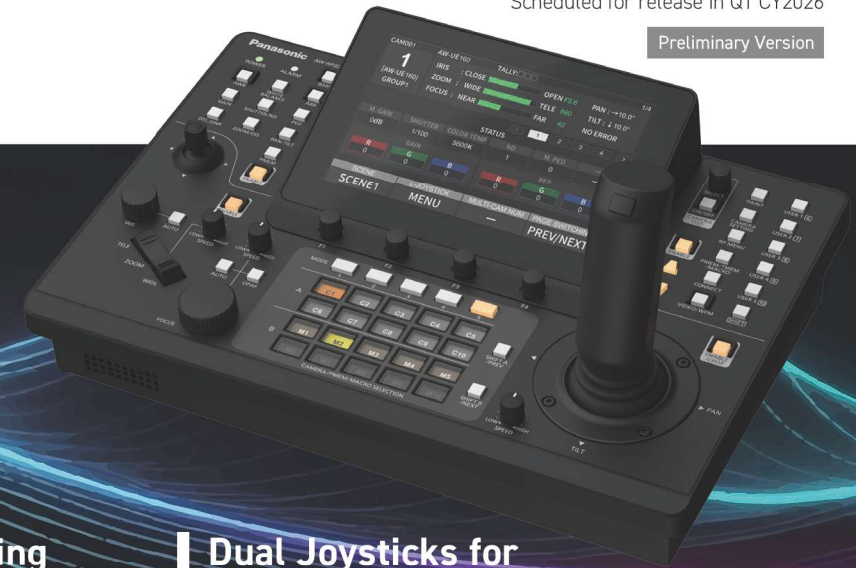


## Next-generation Remote Camera Controller Revolutionizes Operator Workflows



### Precise, Efficient Control with Multi-select Switches

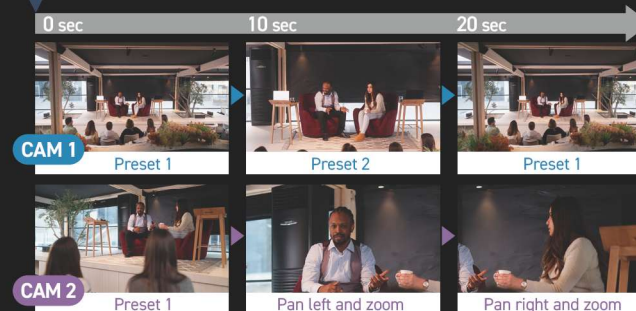
The AW-RP200GJ comes with 20 multi-select hardware switches that can be assigned to functions such as camera selection, preset control, macro control, and more. The switches are on the built-in LCD that displays the assigned mode, allowing the operator to execute tasks quickly and accurately.

### One-touch Macros for Executing Complex Camera Operations

The AW-RP200GJ features convenient macro functionality—the first of its kind among Panasonic remote camera controllers. The user can easily register macros to handle complex sequences, such as the simultaneous control of multiple cameras or actions using presets. Macros can be triggered with a single button, enabling the execution of complex multi-camera operations even in environments with limited staffing.

- Using macros to control multiple cameras simultaneously

**Macro 1 in action** ... Simultaneous execution of a sequence involving CAM1 and CAM2.



### Dual Joysticks for Enhanced Operability

In addition to the main joystick on the right for pan, tilt, and zoom or focus control, the controller features a handy second joystick on the left. By using each joystick simultaneously, operators can control multiple PTZ cameras at once. Furthermore, various functions can be assigned to the left joystick, enabling intuitive operation of menus or cropping features. The combination of the two joysticks allows for highly advanced and flexible control.



Right joystick features a rocker and a user-assignable button.

Left joystick supports different tasks simultaneously with Right joystick



# Advanced Functionality for Efficient Control Across Diverse Systems

## ● Supports up to 200 PTZ cameras

Thanks to IP connectivity, a single AW-RP200GJ controller can manage up to 200 PTZ cameras, making it ideal for complex, large-scale event productions. Twenty multi-select switches ensure smooth camera switching, even in high-density camera setups.

## ● WFM and Vectorscope Display Support

The onboard 7-inch LCD monitor supports waveform-monitor (WFM) and vectorscope displays. Camera settings can be adjusted directly on the controller while referencing these displays, streamlining both setup and operation.



## ● New LCD for Monitoring Camera Status and Settings

A newly developed 7-inch touchscreen LCD with excellent visibility and operability is built into the main unit. Operators can monitor connected camera status, manage camera presets and verify button assignments, all from the main unit.

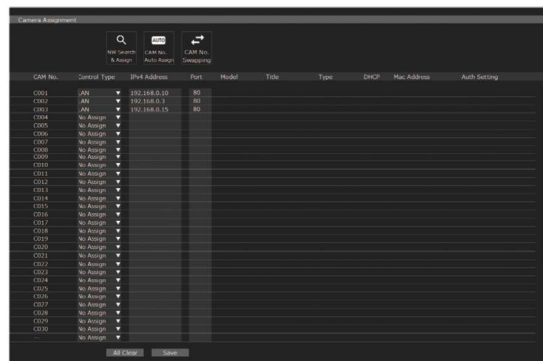
Panasonic Entertainment & Communication Co., Ltd.  
Imaging Solution Business Division

2-15 Matsuba-cho, Kadoma, Osaka 571-8503 Japan

The information herein is current as of September 2025.

## ● Dedicated Web UI for Various Configurations

The web-based interface enables the centralized configuration of connected cameras, including the assignment of IP addresses in batches, helping to simplify the setup process for large-scale systems.



## ● Shortcut Buttons for Quick Access to Frequently Used Features

Shortcut buttons provide immediate access to frequently used functions, enabling smooth, intuitive operation.

### ● Functions for shortcut buttons

- WHITE BALANCE
- GAIN
- SHUTTER/ND
- PED
- DTL/DNR
- ZOOM/OIS
- PAN/TILT
- PMEM

## ● Video Input via NDI®\*1 and SRT\*2(Full HD)

The controller's LAN terminal supports video input via NDI® High Bandwidth and SRT for seamless integration into IP-based systems.

## ● Control Panel

AWB/ABB and Shortcut Button section

7-inch Touch Panel LCD monitor (MAIN LCD)  
• Camera Status • Video Monitoring • Menu • WFM and Vectorscope

Menu Operation section

User Button section

Operation Mode Selection Button section

R-Joystick

L-Joystick

Focus, Zoom (Angled Rocker) and Iris section

Multi-Select Switch section

## ● Specifications

General	
Power Requirements	DC 12 V
PoE++	IEEE802.3bt standard : DC 42 V to 57 V
Weight	Approx. 3.5 kg (7.72 lb)
Dimensions (W x H x D)	364 mm x 178 mm x 245 mm (14-11/32 inches x 7 inches x 9-21/32 inches) (excluding protrusions)
Input/Output Connectors	
Input	DC 12 V IN, XLR 4-pin 3G SDI IN
Output	3G SDI OUT
Input/Output	LAN (RJ-45) / RS-422 x3 (RJ-45) / GPIO x2 (DSUB 25-pin)
USB	USB Type-A/Type-C (USB2.0)
LCD	
Main LCD Display	7-inch Touch Panel GUI Monitor (WVGA(800×480))
Connection Specifications	
No. of Connectable Cameras	200 (IP), 3 (RS-422)
No. of camera selection buttons	20
Memory	
Preset Memory	No. of memory presets 100 per camera
Tracing Memory	Maximum of 10 settings per camera (CAM1-10)
Macro Memory	No. of macros 100

\*1 NDI® is a video connectivity technology and is registered as a trademark by Vizrt NDI AB in the United States and other countries. \*2 Please select one input format (NDI, SRT, or SDI). Simultaneous input from multiple formats is not supported.

For more information, please visit Panasonic web site



SP-C-RP200ENU1