

Heavy Duty Li-ion Battery

■ Introduction

PB-R series camera batteries have innovative dual housings structure: the inner cell cage and outer anti-shock housing with rubber covers. This structure makes the battery quite strong, anti-shock, protects the battery from drop-off accident, especially in the application on film sets.

The Max 200W high load can drive high power Cine-cameras or lightings easily, and won't reduce battery cycle times if long time in high draw powering.



Strong dual housings proof



150W
High load

6A Fast
Charge

PB-R160S 160Wh

- ♦ Dual housings strong structure
- ♦ V-mount connection
- ♦ Max 150W, 12A high load
- ♦ 6A fast charging by charger S-3812S
- ♦ 8-LED remaining run time indicators
- ♦ Display power info in both SONY & RED
- ♦ D-tap power output socket
- ♦ Multiple circuit protections



200W
High load

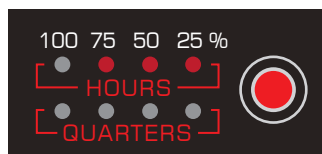
6A Fast
Charge

PB-R290S 290Wh

- ♦ Dual housings strong structure
- ♦ V-mount connection
- ♦ Max 200W, 16A high load
- ♦ 6A fast charging by charger S-3812S
- ♦ 8-LED remaining run time indicators
- ♦ Display power info in both SONY & RED
- ♦ D-tap power output socket
- ♦ Multiple circuit protections



Power info display – The 8-LED power check indicators tell not only the remaining power percentage, but also the remaining running time on the equipment, accurate to 15 minutes. Meanwhile, the battery pack adopts SMBUS info system that can display remaining minutes in SONY camera viewfinder.



▲ 75% power left



▲ 2 hours 45 mins time left

When battery is free, press "Power Check" button, the upper 4 LEDs indicate remaining power percentage. When battery is under charging, the upper 4 LEDs flash and indicate remaining power percentage.

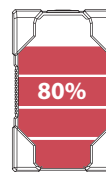
When the battery is working on camera or other devices, press "Power Check" button, The upper 4 LEDs indicate remaining working hours; And lower 4 LEDs indicate remaining working minutes.



Fast charging – The PB-R batteries support Max 6A charging current, halving the charging time, makes more convenience for field shooting.

And the high quality contact pins ensure the reliable and safe condition under 6A current.

PB-R160S 160Wh



1 hour 30 min to 80%

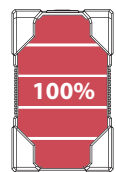


2 hour 35 min to full

PB-R290S 290Wh



3 hour 20 min to 80%



4 hour 50 min to full